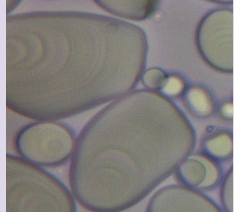
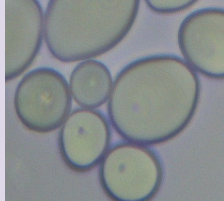
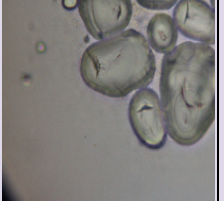
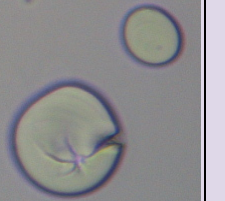



Figure 1.

Classification and grading of starch granules obtained in this study. Granules classified 1 have a high content of amylopectin and a low content of amylose. Granules classified as 5 have a low content of amylopectin and a high content of amylose.

Whole granule Hilios are visible	Whole granule with points	Whole granule with wrinkles	Granule with fracturing	Collapsed granule
				
1	2	3	4	5