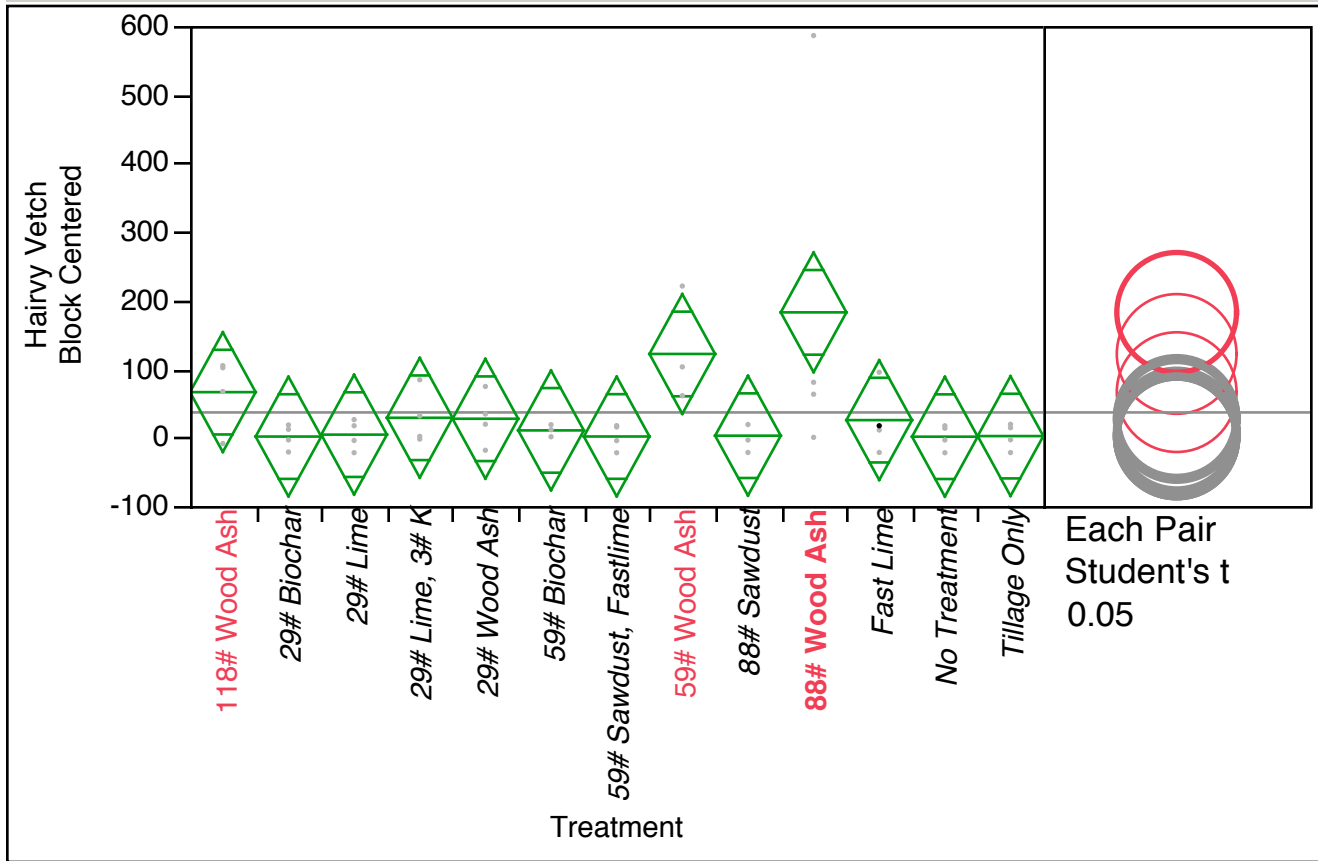


Oneway Analysis of Hairvy Vetch By Treatment



Block Block
Missing Rows 6

Oneway Anova

Summary of Fit

Rsquare 0.377769
Adj Rsquare 0.118506
Root Mean Square Error 86.07944
Mean of Response 36.45277
Observations (or Sum Wgts) 52

Analysis of Variance

Source	DF	Sum of Squares	Mean Square	F Ratio	Prob > F
Treatment	12	150051.46	12504.3	1.6876	0.1112
Block	3	11896.87	3965.6	0.5352	0.6611
Error	36	266748.09	7409.7		
C. Total	51	428696.42			

Means for Oneway Anova

Oneway Analysis of Hairvy Vetch By Treatment

Oneway Anova

Means for Oneway Anova

Level	Number	Mean	Std Error	Lower 95%	Upper 95%
118# Wood Ash	4	66.050	43.040	-21.24	153.34
29# Biochar	4	1.265	43.040	-86.02	88.55
29# Lime	4	4.080	43.040	-83.21	91.37
29# Lime, 3# K	4	28.650	43.040	-58.64	115.94
29# Wood Ash	4	27.250	43.040	-60.04	114.54
59# Biochar	4	10.270	43.040	-77.02	97.56
59# Sawdust, Fastlime	4	1.360	43.040	-85.93	88.65
59# Wood Ash	4	121.726	43.040	34.44	209.01
88# Sawdust	4	2.535	43.040	-84.75	89.82
88# Wood Ash	4	182.400	43.040	95.11	269.69
Fast Lime	4	25.245	43.040	-62.04	112.53
No Treatment	4	1.090	43.040	-86.20	88.38
Tillage Only	4	1.965	43.040	-85.32	89.25

Std Error uses a pooled estimate of error variance

Block Means



Block	Mean	Number
1	19.4615	13
2	58.7785	13
3	41.3280	13
4	26.2431	13



Means Comparisons

Comparisons for each pair using Student's t

Confidence Quantile

t	Alpha
2.02809	0.05





Oneway Analysis of Hairvy Vetch By Treatment

Means Comparisons

Comparisons for each pair using Student's t

LSD Threshold Matrix

Abs(Dif)-LSD

	88# Wood Ash	59# Wood Ash	118# Wood Ash	29# Lime, 3# K	29# \
88# Wood Ash	-123.44	-62.77	-7.09	30.31	
59# Wood Ash	-62.77	-123.44	-67.77	-30.37	
118# Wood Ash	-7.09	-67.77	-123.44	-86.04	
29# Lime, 3# K	30.31	-30.37	-86.04	-123.44	
29# Wood Ash	31.71	-28.97	-84.64	-122.04	
Fast Lime	33.71	-26.96	-82.64	-120.04	
59# Biochar	48.69	-11.99	-67.66	-105.06	
29# Lime	54.88	-5.80	-61.47	-98.87	
88# Sawdust	56.42	-4.25	-59.93	-97.33	
Tillage Only	56.99	-3.68	-59.36	-96.76	
59# Sawdust, Fastlime	57.60	-3.08	-58.75	-96.15	
29# Biochar	57.69	-2.98	-58.66	-96.06	
No Treatment	57.87	-2.81	-58.48	-95.88	

Positive values show pairs of means that are significantly different.

Connecting Letters Report

Level		Mean
88# Wood Ash	A	182.40000
59# Wood Ash	A B	121.72600
118# Wood Ash	A B	66.05000
29# Lime, 3# K	B	28.65000
29# Wood Ash	B	27.25000
Fast Lime	B	25.24500
59# Biochar	B	10.27000
29# Lime	B	4.08000
88# Sawdust	B	2.53500
Tillage Only	B	1.96500
59# Sawdust, Fastlime	B	1.36000
29# Biochar	B	1.26500
No Treatment	B	1.09000

Levels not connected by same letter are significantly different.

Wood Ash	Fast Lime 59#	Biochar 29#	Lime 88#	Sawdust Tillage Only 59#	Sawdust, Fastlime 29#	B
31.71	33.71	48.69	54.88	56.42	56.99	57.60
-28.97	-26.96	-11.99	-5.80	-4.25	-3.68	-3.08
-84.64	-82.64	-67.66	-61.47	-59.93	-59.36	-58.75
-122.04	-120.04	-105.06	-98.87	-97.33	-96.76	-96.15
-123.44	-121.44	-106.46	-100.27	-98.73	-98.16	-97.55
-121.44	-123.44	-108.47	-102.28	-100.73	-100.16	-99.56
-106.46	-108.47	-123.44	-117.25	-115.71	-115.14	-114.53
-100.27	-102.28	-117.25	-123.44	-121.90	-121.33	-120.72
-98.73	-100.73	-115.71	-121.90	-123.44	-122.87	-122.27
-98.16	-100.16	-115.14	-121.33	-122.87	-123.44	-122.84
-97.55	-99.56	-114.53	-120.72	-122.27	-122.84	-123.44
-97.46	-99.46	-114.44	-120.63	-122.17	-122.74	-123.35
-97.28	-99.29	-114.26	-120.45	-122.00	-122.57	-123.17

iochar No Treatment

57.69	57.87
-2.98	-2.81
-58.66	-58.48
-96.06	-95.88
-97.46	-97.28
-99.46	-99.29
114.44	-114.26
120.63	-120.45
122.17	-122.00
122.74	-122.57
123.35	-123.17
123.44	-123.27
123.27	-123.44

Oneway Analysis of Hairvy Vetch By Treatment

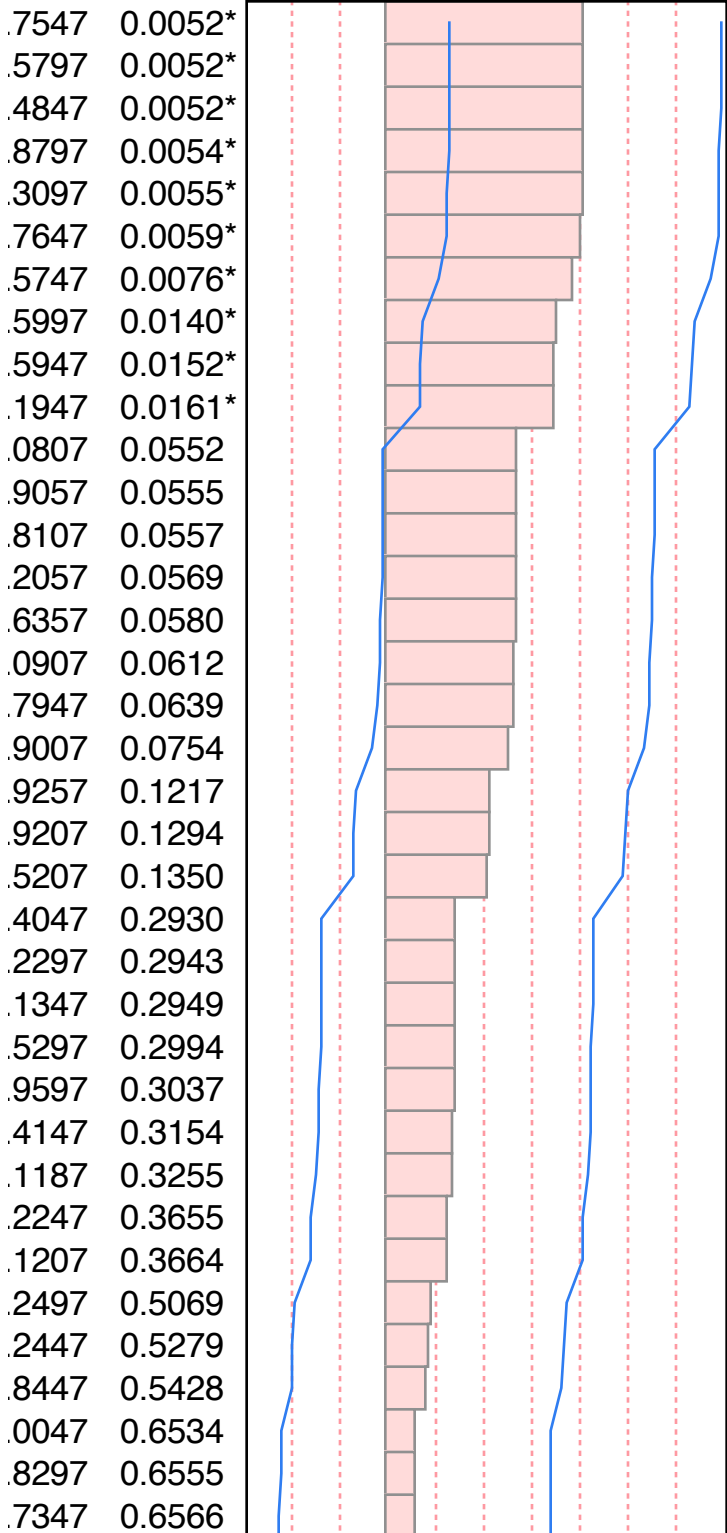
Means Comparisons

Comparisons for each pair using Student's t

Ordered Differences Report

Level	- Level	Difference	Std Err Dif	Lower CL	Upper CL
88# Wood Ash	No Treatment	181.3100	60.86735	57.865	304.755
88# Wood Ash	29# Biochar	181.1350	60.86735	57.690	304.580
88# Wood Ash	59# Sawdust, Fastlime	181.0400	60.86735	57.595	304.485
88# Wood Ash	Tillage Only	180.4350	60.86735	56.990	303.880
88# Wood Ash	88# Sawdust	179.8650	60.86735	56.420	303.310
88# Wood Ash	29# Lime	178.3200	60.86735	54.875	301.765
88# Wood Ash	59# Biochar	172.1300	60.86735	48.685	295.575
88# Wood Ash	Fast Lime	157.1550	60.86735	33.710	280.600
88# Wood Ash	29# Wood Ash	155.1500	60.86735	31.705	278.595
88# Wood Ash	29# Lime, 3# K	153.7500	60.86735	30.305	277.195
59# Wood Ash	No Treatment	120.6360	60.86735	-2.809	244.677
59# Wood Ash	29# Biochar	120.4610	60.86735	-2.984	243.502
59# Wood Ash	59# Sawdust, Fastlime	120.3660	60.86735	-3.079	243.407
59# Wood Ash	Tillage Only	119.7610	60.86735	-3.684	242.812
59# Wood Ash	88# Sawdust	119.1910	60.86735	-4.254	242.242
59# Wood Ash	29# Lime	117.6460	60.86735	-5.799	241.197
88# Wood Ash	118# Wood Ash	116.3500	60.86735	-7.095	239.905
59# Wood Ash	59# Biochar	111.4560	60.86735	-11.989	234.427
59# Wood Ash	Fast Lime	96.4810	60.86735	-26.964	219.502
59# Wood Ash	29# Wood Ash	94.4760	60.86735	-28.969	217.507
59# Wood Ash	29# Lime, 3# K	93.0760	60.86735	-30.369	216.107
118# Wood Ash	No Treatment	64.9600	60.86735	-58.485	188.985
118# Wood Ash	29# Biochar	64.7850	60.86735	-58.660	188.810
118# Wood Ash	59# Sawdust, Fastlime	64.6900	60.86735	-58.755	188.715
118# Wood Ash	Tillage Only	64.0850	60.86735	-59.360	187.530
118# Wood Ash	88# Sawdust	63.5150	60.86735	-59.930	186.960
118# Wood Ash	29# Lime	61.9700	60.86735	-61.475	185.505
88# Wood Ash	59# Wood Ash	60.6740	60.86735	-62.771	184.429
118# Wood Ash	59# Biochar	55.7800	60.86735	-67.665	179.115
59# Wood Ash	118# Wood Ash	55.6760	60.86735	-67.769	179.021
118# Wood Ash	Fast Lime	40.8050	60.86735	-82.640	164.030
118# Wood Ash	29# Wood Ash	38.8000	60.86735	-84.645	162.035
118# Wood Ash	29# Lime, 3# K	37.4000	60.86735	-86.045	160.635
29# Lime, 3# K	No Treatment	27.5600	60.86735	-95.885	151.765
29# Lime, 3# K	29# Biochar	27.3850	60.86735	-96.060	151.590
29# Lime, 3# K	59# Sawdust, Fastlime	27.2900	60.86735	-96.155	151.495

Lower CL p-Value



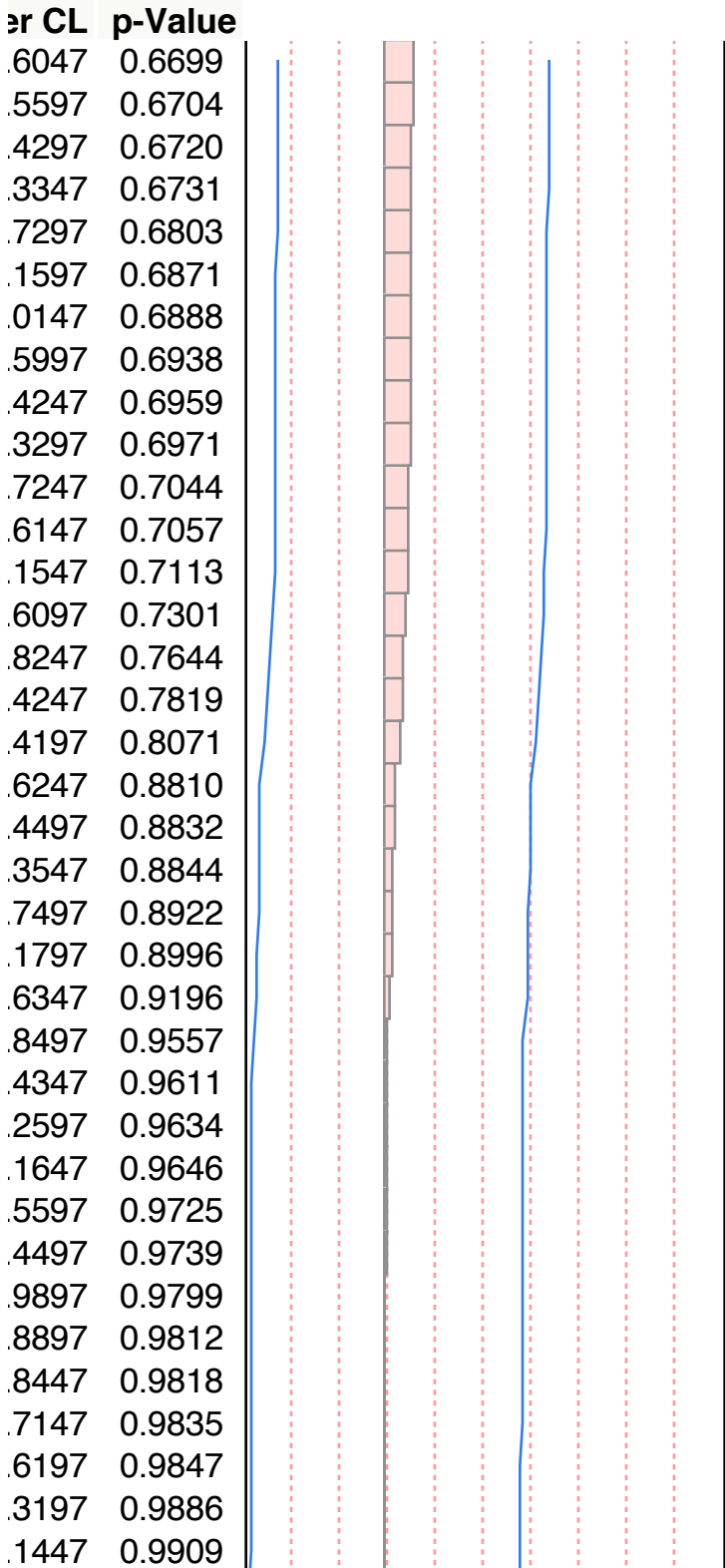
Oneway Analysis of Hairvy Vetch By Treatment

Means Comparisons

Comparisons for each pair using Student's t

Ordered Differences Report

Level	- Level	Difference	Std Err Dif	Lower CL	Upper CL
29# Wood Ash	No Treatment	26.1600	60.86735	-97.285	149.705
29# Lime, 3# K	88# Sawdust	26.1150	60.86735	-97.330	149.560
29# Wood Ash	29# Biochar	25.9850	60.86735	-97.460	149.430
29# Wood Ash	59# Sawdust, Fastlime	25.8900	60.86735	-97.555	149.335
29# Wood Ash	Tillage Only	25.2850	60.86735	-98.160	148.735
29# Wood Ash	88# Sawdust	24.7150	60.86735	-98.730	148.365
29# Lime, 3# K	29# Lime	24.5700	60.86735	-98.875	148.245
Fast Lime	No Treatment	24.1550	60.86735	-99.290	147.875
Fast Lime	29# Biochar	23.9800	60.86735	-99.465	147.515
Fast Lime	59# Sawdust, Fastlime	23.8850	60.86735	-99.560	147.420
Fast Lime	Tillage Only	23.2800	60.86735	-100.165	146.815
29# Wood Ash	29# Lime	23.1700	60.86735	-100.275	146.725
Fast Lime	88# Sawdust	22.7100	60.86735	-100.735	146.175
Fast Lime	29# Lime	21.1650	60.86735	-102.280	144.565
29# Lime, 3# K	59# Biochar	18.3800	60.86735	-105.065	141.305
29# Wood Ash	59# Biochar	16.9800	60.86735	-106.465	140.415
Fast Lime	59# Biochar	14.9750	60.86735	-108.470	138.460
59# Biochar	No Treatment	9.1800	60.86735	-114.265	132.905
59# Biochar	29# Biochar	9.0050	60.86735	-114.440	132.435
59# Biochar	59# Sawdust, Fastlime	8.9100	60.86735	-114.535	132.340
59# Biochar	Tillage Only	8.3050	60.86735	-115.140	131.745
59# Biochar	88# Sawdust	7.7350	60.86735	-115.710	131.155
59# Biochar	29# Lime	6.1900	60.86735	-117.255	129.275
29# Lime, 3# K	Fast Lime	3.4050	60.86735	-120.040	126.235
29# Lime	No Treatment	2.9900	60.86735	-120.455	126.475
29# Lime	29# Biochar	2.8150	60.86735	-120.630	126.005
29# Lime	59# Sawdust, Fastlime	2.7200	60.86735	-120.725	125.910
29# Lime	Tillage Only	2.1150	60.86735	-121.330	125.315
29# Wood Ash	Fast Lime	2.0050	60.86735	-121.440	125.220
29# Lime	88# Sawdust	1.5450	60.86735	-121.900	124.615
88# Sawdust	No Treatment	1.4450	60.86735	-122.000	124.520
29# Lime, 3# K	29# Wood Ash	1.4000	60.86735	-122.045	124.475
88# Sawdust	29# Biochar	1.2700	60.86735	-122.175	124.345
88# Sawdust	59# Sawdust, Fastlime	1.1750	60.86735	-122.270	124.250
Tillage Only	No Treatment	0.8750	60.86735	-122.570	124.025
Tillage Only	29# Biochar	0.7000	60.86735	-122.745	123.745




Oneway Analysis of Hairvy Vetch By Treatment

Means Comparisons

Comparisons for each pair using Student's t

Ordered Differences Report

Level	- Level	Difference	Std Err Dif	Lower CL	Upper CL
88# Sawdust	Tillage Only	0.5700	60.86735	-122.875	124.735
59# Sawdust, Fastlime	No Treatment	0.2700	60.86735	-123.175	123.635
29# Biochar	No Treatment	0.1750	60.86735	-123.270	123.540
59# Sawdust, Fastlime	29# Biochar	0.0950	60.86735	-123.350	123.460



Lower CL	p-Value
0.0147	0.9926
0.7147	0.9965
0.6197	0.9977
0.5397	0.9988