

Specialty Crops evaluation



Please check all that apply to your profession.

		Response Percent	Response Count
education		75.6%	34
extension		46.7%	21
research		42.2%	19
resource conservation		66.7%	30
forestry		46.7%	21
agroforestry		62.2%	28
policy		37.8%	17
plant materials		46.7%	21
agricultural products		42.2%	19
marketing		24.4%	11
economic analysis		20.0%	9
	Other (please specify)		18
answered question			45
skipped question			0

EW007-004 Survey results charts

Specialty Crops evaluation



Please respond to the questions below.

	Not at all	Somewhat	Significantly	Very significantly	Response Count
How has your ability to recommend species changed?	11.1% (5)	40.0% (18)	40.0% (18)	8.9% (4)	45
How has your confidence in recommending agroforestry practices changed?	6.7% (3)	35.6% (16)	48.9% (22)	8.9% (4)	45
How has your confidence in recommending sustainable practices changed?	11.1% (5)	31.1% (14)	46.7% (21)	11.1% (5)	45
How has your confidence in recommending value-added processing changed?	9.1% (4)	40.9% (18)	38.6% (17)	11.4% (5)	44






Please add any comments you have 23

answered question 45

skipped question 0

EW007-004 Survey results charts

What future plans do you have for using the specialty crops profiles?

		Response Percent	Response Count
Recommend to colleagues		84.4%	38
Recommend to clients		82.2%	37
Print and use as handouts		62.2%	28
Add links to web site		35.6%	16
None at this time		4.4%	2
Other future plans or comments			16
answered question			45
skipped question			0

EW007-004 Survey results charts